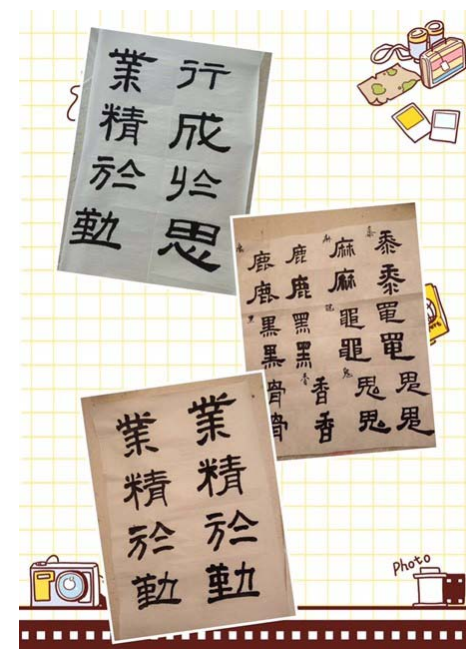


你想 ...

- ✓ 提高对书法艺术的审美情趣，提高自身艺术修养；
- ✓ 锻炼同学们坚持不懈的耐力与持之以恒的意志力；
- ✓ 拓展同学们在艺术领域中的知识面；
- ✓ 感受书法艺术线条内在美的魅力；
- ✓ 识别甲骨文，金文，大篆，小篆，汉隶，楷，行书。




来吧，跟着我们的老师

### JIONG FU

自幼从师于清雍正皇帝第九代孙爱新觉罗·启源。自唐楷入门，法宗二王，兼习汉魏碑铭。落笔出锋墨法浓厚，清凝姿媚，秀逸洒脱。1985年至1992年期间书法作品多次获奖，曾获得中日青少年书法竞赛优秀奖。2000年至2002年在法国留学时，曾任南特中法文化协会书法教师；针对孩子和外国人的特点，编纂出适合初学者快速起步的书写方法，把文字图片化，经过十次课时为同学们打下书写基本功。



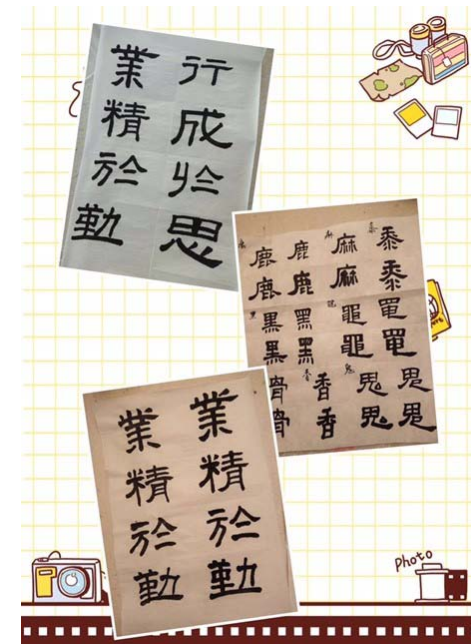


费用：10 课共计\$250  
注：包括書法配套用品

成人书法普及班	儿童书法兴趣班
10 次课程，2 小时/次，中间休息 15 分钟 開班時間：六月八日，星期五，10:00AM-12:00PM	10 次，1.5 小时/次，中间休息 10 分钟 開班時間：六月八日，星期五，3:30-5:00PM
<ul style="list-style-type: none"> <li>➤ 介绍书法基本工具笔墨纸砚；</li> <li>➤ 书法三要素笔法，结体 章法；</li> <li>➤ 书法历史，甲骨文，金文，大篆，小篆，隶书，楷书，行草，明清书法，现代书法；</li> <li>➤ 隶书基本笔画的认识及练习；</li> <li>➤ “永”字八法的要领；</li> <li>➤ 隶书楷书的基本笔画及练习，习字组合及练习，永字八法的练习。</li> </ul>	<ul style="list-style-type: none"> <li>➤ 介绍书法基本工具笔墨纸砚；</li> <li>➤ 书法三要素笔法，结体 章法；</li> <li>➤ 书法历史，甲骨文，金文，大篆，小篆，隶书，楷书，行草，明清书法，现代书法；</li> <li>➤ 隶书篆书的基本笔画及练习；</li> <li>➤ 习字组合及练习。</li> </ul>

Do you want to ...

- ✓ Improve the aesthetic interest of calligraphy art and improve the artistic accomplishment;
- ✓ Exercise students' perseverance and perseverance;
- ✓ Expand students' knowledge in the field of art;
- ✓ Feel the beauty of the art of calligraphy;
- ✓ Identify oracle, Jinwen, DaZhuan, Xiaozhuan, Hanli, Kai, Xingshu.



## Come to follow our teacher JIONG FU

Jiong Fu is the student of ninth generation of emperor Yongzheng of the Qing dynasty. Starting from the Kai of Tang dynasty, she is more skilful in LiShu and XingShu where her brushstrokes were strong, clear, graceful, elegant and free. Fu's calligraphy works had won many awards from the period of 1985 to 1992. In 1985, she was the excellence award of Chinese and Japanese youth calligraphy competition. From 2000 to 2002, she became a calligraphy teacher of the French Culture Association of NATANES when she was studying in France. According to the characteristics of the children and foreigners, she develops (compiles) a method for beginners to have quick starts. All characters have images. She believes that after 10 lecture classes, the students will have the basic knowledge and skills of Chinese calligraphy.



**Fee: 10 sessions for \$250  
including materials and supplies**

Adult (Beginner)	Children (Beginner)
<p>10 sessions, 2 hours each, 15 minutes break June 08, Friday, 10:00 AM - 12:00 PM</p>	<p>10 sessions, 1.5 hours each, 10 minutes break June 08, Friday, 3:30 PM - 5:00 PM</p>
<ul style="list-style-type: none"> <li>➤ Introduction to the basic tool of calligraphy (Brush, paper, ink&amp; ink stone);</li> <li>➤ Three elements(technique of brush writing, Organization of character, art work);</li> <li>➤ The history of Chinese calligraphy (Oracle · Jinwen · Dazhuan · Xiaozhuan · Lishu · Kaishu · Xingcao · Caliigraphy in Ming and Qing dynasty · contemporary Calligraphy);</li> <li>➤ Basic stroke order of LiShu;</li> <li>➤ The character“永”8 stroke;</li> <li>➤ The basic strokes and exercises of official script, the combination and practice of calligraphy, and the practice of the“永” eight stroke.</li> </ul>	<ul style="list-style-type: none"> <li>➤ Introduction to the basic tool of calligraphy (Brush, paper, ink &amp; ink stone);</li> <li>➤ Three elements(technique of brush writing, Organization of character, art work);</li> <li>➤ The history of Chinese calligraphy (Oracle · Jinwen · Dazhuan · Xiaozhuan · Lishu · Kaishu · Xingcao · Caliigraphy in Ming and Qing dynasty · contemporary Calligraphy)</li> <li>➤ Basic stroke order of LiShu(Or Zhuanshu), use the images</li> <li>➤ Practice of the basic strokes of official script.</li> </ul>